


SOPORTE DE PIPETAS - PIPETTE STAND

PARTES DEL SOPORTE




- Base (1)
- Tubo largo (2)
- Escurreidor (3)
- Tubo corto (4)
- Rejilla (5)



ELEMENTS

- Base (1)
- Long tube (2)
- Wringer (3)
- Short tube (4)
- Rack (5)

Montaje/ Assembly



paso 3 / step 3

paso 4 / step 4